# Spring-loaded test probe

## GKS-075 225 130 A 1500

Item GKS-075-0076

GO TO PRODUCT

ingun®
Partner for Future Technology

- Well-established test probes for contacting PCBs
- For optimal contact to the test points (e.g. pads, vias, and pins), various tip styles with various diameters and finishes are available.
- Various spring forces available as well as versions with stainless steel springs suitable for high temperatures
- Used for setting the optimum stroke conditions in the test fixture, various installation heights can be achieved by combining test probes and receptacles




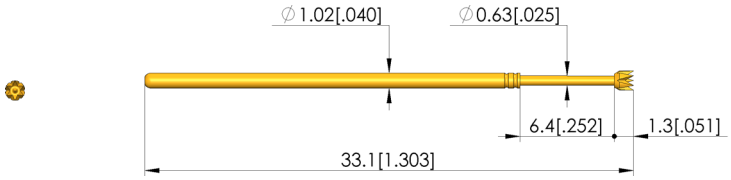


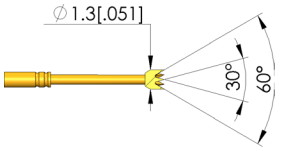


### General data

| | |
|---|---|
| Product group: | ICT / FCT (in-circuit test and function test |
| Sub-product group: | Standard stroke test probe |
| Series: | GKS-075 |
| Grid: | 1.91 mm [75 mil] |
| Contacting from: | Pin, posts |
| Magnetic: | Yes |
| Installation type: | Plug-in |
| Quick-exchange system: | Yes |
| Adjustable installation height: | No |
| Non-rotating: | No |
| Compatible receptacle(s): | KS-075 |
| Min. temperature: | - 40 °C [- 104 °F] |
| Max. temperature: | + 80 °C [+ 176 °F] |
| RoHS-compliant: | RoHS-3;6a |

### Electrical data

| | |
|---|---|
| Current load capacity / rated current: | 3 A |
| Typical resistance (Ri): | <20 mOhm |

### Mechanical data

| | |
|---|---|
| Total length: | 33.1 mm [1.30 in] |
| Barrel diameter: | 1.02 mm [.040 in] |
| Maximum stroke: | 6.35 mm [.25 in] |
| Spring pre-load: | 0.6 N [2.15 ozf] |
| Collar height: | 00 |
| Spring force at working stroke: | 1.5 N [5.39 ozf] |
| Recommended working stroke: | 4.3 mm [.169 in] |

### Tip style data

| | |
|---|---|
| Tip style: | 25 6-point crown with middle point, self-cleaning |
| Tip diameter: | 1.3 mm [.051 in] |
| Tip style surface: | A gold |
| Tip style material: | 2 steel |

# Spring-loaded test probe
## GKS-075 225 130 A 1500
Item GKS-075-0076

GO TO PRODUCT

ingun®
Partner for Future Technology

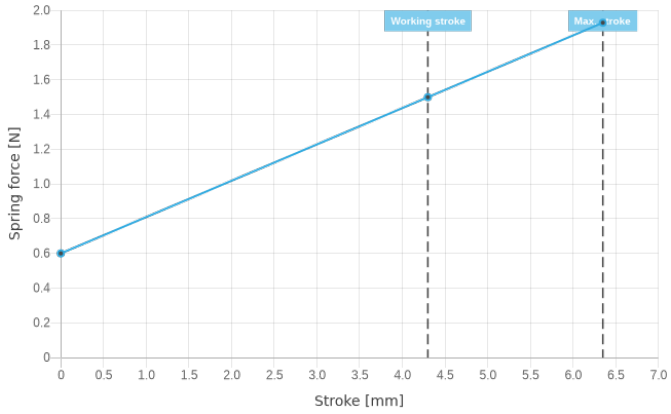


**INGUN Prüfmittelbau GmbH**
Max-Stromeyer-Straße 162
78467, Constance, Germany
Phone +49 7531 8105-0
Customer hotline +49 7531 8105-888
Fax +49 7531 8105-65
info@ingun.com

Prices and delivery times on request.
Technical changes reserved. 01/25_GB