# Spring-loaded test probe

## GKS-050 297 050 A 2000 C

Item GKS-050-0128

GO TO PRODUCT

ingun®
Partner for Future Technology

- Well-established test probes for contacting PCBs
- For optimal contact to the test points (e.g. pads, vias, and pins), various tip styles with various diameters and finishes are available.
- Various spring forces available as well as versions with stainless steel springs suitable for high temperatures
- Used for setting the optimum stroke conditions in the test fixture, various installation heights can be achieved by combining test probes and receptacles




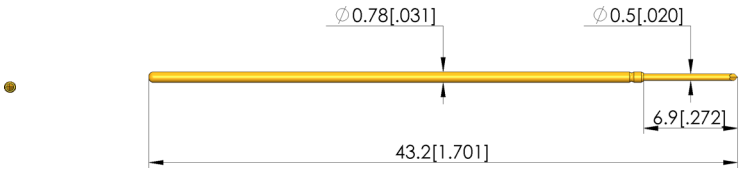


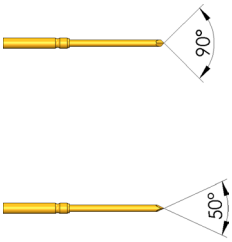


### General data

| | |
|---|---|
| Product group: | ICT / FCT (in-circuit test and function test |
| Sub-product group: | Standard stroke test probe |
| Series: | GKS-050 |
| Grid: | 1.27 mm [50 mil] |
| Contacting from: | Pad, via |
| Magnetic: | Yes |
| Installation type: | Plug-in |
| Quick-exchange system: | Yes |
| Adjustable installation height: | No |
| Non-rotating: | No |
| Compatible receptacle(s): | KS-050 |
| Min. temperature: | - 100 °C [- 212 °F] |
| Max. temperature: | + 200 °C [+ 392 °F] |
| RoHS-compliant: | RoHS-3;6a |

### Electrical data

| | |
|---|---|
| Current load capacity / rated current: | 2 A |
| Typical resistance (Ri): | <100 mOhm |

### Mechanical data

| | |
|---|---|
| Total length: | 43.2 mm [1.70 in] |
| Barrel diameter: | 0.78 mm [.030 in] |
| Maximum stroke: | 6.35 mm [.25 in] |
| Spring pre-load: | 0.81 N [2.91 ozf] |
| Collar height: | 00 |
| Spring force at working stroke: | 2 N [7.19 ozf] |
| Recommended working stroke: | 4.3 mm [.169 in] |

### Tip style data

| | |
|---|---|
| Tip style: | 97 4-edged 90° dagger, self-cleaning |
| Tip diameter: | 0.5 mm [.019 in] |
| Tip style surface: | A gold |
| Tip style material: | 2 steel |

# Spring-loaded test probe

## GKS-050 297 050 A 2000 C

Item GKS-050-0128

GO TO PRODUCT

ingun®
Partner for Future Technology

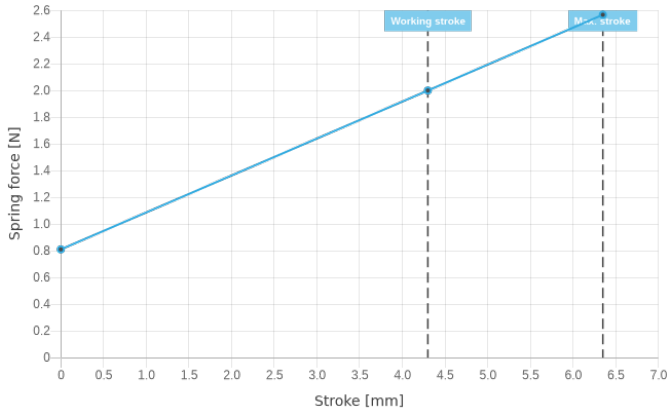


**INGUN Prüfmittelbau GmbH**
Max-Stromeyer-Straße 162
78467, Constance, Germany
Phone +49 7531 8105-0
Customer hotline +49 7531 8105-888
Fax +49 7531 8105-65
info@ingun.com

Prices and delivery times on request.
Technical changes reserved. 01/25_GB