Test probe, INGUN S-Line

S-031 305 040 A 1500 S

Item S-031-0009

GO TO PRODUCT

Partner for Future Technology

- Use of larger test probes for increased contacting accuracy and longer service life
- Minimal grid dimensions due to omission of receptacles (socketless)
- Large selection of tip styles and spring forces for optimal contact with the test point
- Compatible with existing socketless systems

NEW



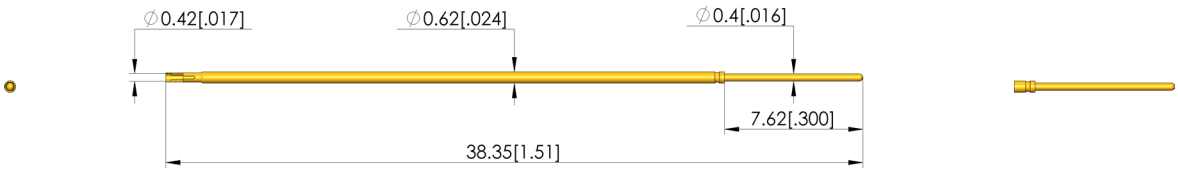

General data

Product group:	ICT / FCT (in-circuit test and function test
Sub-product group:	INGUN S-Line
Series:	S-031 S standard
Grid:	0.8 mm [31 mil]
Contacting from:	Pad, Female connector
Magnetic:	Yes
Installation type:	Plug-in
Quick-exchange system:	Yes
Type of test probe connection:	Contact terminal
Adjustable installation height:	No
Non-rotating:	No
Min. temperature:	- 40 °C [- 104 °F]
Max. temperature:	+ 80 °C [+ 176 °F]
RoHS-compliant:	RoHS-3;6c

Electrical data

Current load capacity / rated current:	3 A
Typical resistance (Ri):	<30 mOhm

Mechanical data

Total length:	38.35 mm [1.50 in]
Barrel diameter:	0.62 mm [.024 in]
Maximum stroke:	6.35 mm [.25 in]
Spring pre-load:	0.46 N [1.65 ozf]
Collar height:	00
Spring force at working stroke:	1.5 N [5.39 ozf]
Recommended working stroke:	4.3 mm [.169 in]
Mounting hole in probe plate (KTP):	0.64 - 0.66 mm [.025 - .025 in]
Mounting hole in S-Line spacer plate (SDP):	min. 0.68 mm [.026 in]
KT designation:	KT-S031

Tip style data

Tip style:	05 bullet-nosed (full radius)
Tip diameter:	0.4 mm [.015 in]
Tip style surface:	A gold
Tip style material:	3 CuBe

ICT/FCT TEST PROBES

Test probe, INGUN S-Line

S-031 305 040 A 1500 S

Item S-031-0009

GO TO PRODUCT

Partner for Future Technology

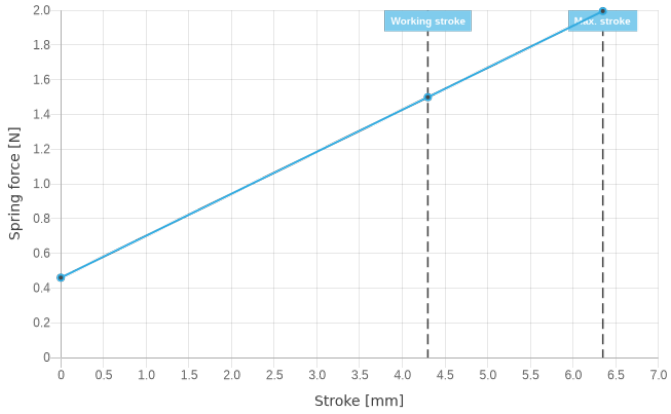

INGUN Prüfmittelbau GmbH
Max-Stromeyer-Straße 162
78467, Constance, Germany
Phone +49 7531 8105-0
Customer hotline +49 7531 8105-888
Fax +49 7531 8105-65
info@ingun.com

Prices and delivery times on request.
Technical changes reserved. 01/25_GB

Learn more about
ICT/FCT Test probes

ingun.com

ICT/FCT TEST PROBES