Spring-loaded test probe

GKS-100 224 130 A 1500

Item GKS-100-0194

GO TO PRODUCT

Partner for Future Technology

- Well-established test probes for contacting PCBs
- For optimal contact to the test points (e.g. pads, vias, and pins), various tip styles with various diameters and finishes are available.
- Various spring forces available as well as versions with stainless steel springs suitable for high temperatures
- Used for setting the optimum stroke conditions in the test fixture, various installation heights can be achieved by combining test probes and receptacles



1:1

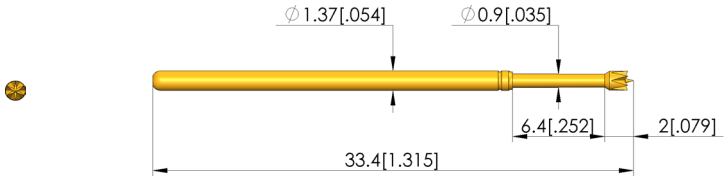

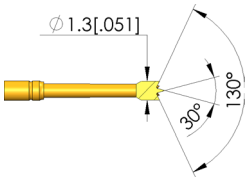

General data

Product group:	ICT / FCT (in-circuit test and function test
Sub-product group:	Standard stroke test probe
Series:	GKS-100
Grid:	2.54 mm [100 mil]
Contacting from:	Pad, via, pin
Magnetic:	Yes
Installation type:	Plug-in
Quick-exchange system:	Yes
Adjustable installation height:	No
Non-rotating:	No
Compatible receptacle(s):	KS-100
Min. temperature:	- 40 °C [- 104 °F]
Max. temperature:	+ 80 °C [+ 176 °F]
RoHS-compliant:	RoHS-3;6a

Electrical data

Current load capacity / rated current:	5 A
Typical resistance (Ri):	<20 mOhm

Mechanical data

Total length:	33.4 mm [1.31 in]
Barrel diameter:	1.37 mm [.053 in]
Maximum stroke:	6.35 mm [.25 in]
Spring pre-load:	0.49 N [1.76 ozf]
Collar height:	00
Spring force at working stroke:	1.5 N [5.39 ozf]
Recommended working stroke:	4.3 mm [.169 in]

Tip style data

Tip style:	24 6-point crown, higher middle point, self cleaning
Tip diameter:	1.3 mm [.051 in]
Tip style surface:	A gold
Tip style material:	2 steel

Spring-loaded test probe

GKS-100 224 130 A 1500

Item GKS-100-0194

GO TO PRODUCT

Partner for Future Technology

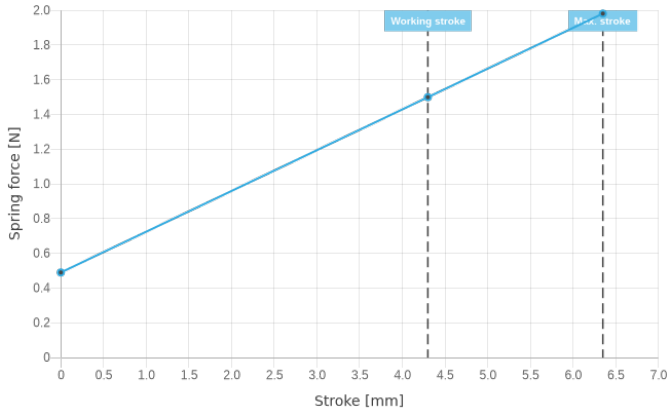

INGUN Prüfmittelbau GmbH
Max-Stromeyer-Straße 162
78467, Constance, Germany
Phone +49 7531 8105-0
Customer hotline +49 7531 8105-888
Fax +49 7531 8105-65
info@ingun.com

Learn more about
Test probes

Prices and delivery times on request.
Technical changes reserved. 01/25_GB

ingun.com